


Si APD

S14644 series



High speed, compact Si APD for the 800 nm band featuring low-bias operation

This Si APD is suitable for detecting light in the 800 nm band, which is increasingly used in optical rangefinders. With the same shape as the previous product (S10341 series), this Si APD features less variation in breakdown voltage, reduced dark current, and expanded storage and operating temperatures.

Features

- **Small package: 3.1 × 1.8 × 1.0^t mm**
- **Peak sensitivity wavelength: 800 nm (M=100)**
- **Low-bias operation: Breakdown voltage=180 V max.**
- **High-speed response: Cutoff frequency=1 GHz typ. (λ=800 nm, M=100)**
- **Reduction of breakdown voltage variation 160 ± 20 V**

Applications

- **Optical rangefinders**

Structure

Parameter	Symbol	S14644-02	S14644-05	Unit
Photosensitive area*1	A	φ0.2	φ0.5	mm
Effective photosensitive area	-	0.03	0.19	mm ²
Package	-	Plastic (silicone resin)		-

*1: Photosensitive area in which a typical gain can be obtained

Absolute maximum ratings

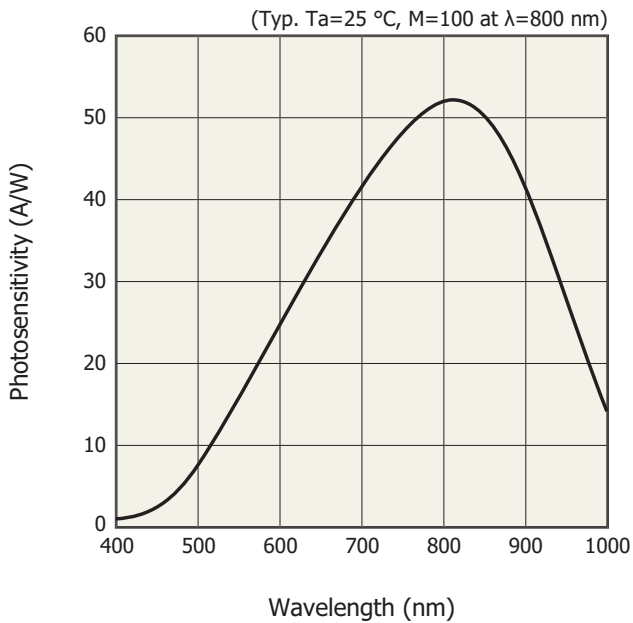
Parameter	Symbol	Specification	Unit
Operating temperature	Topr	-30 to +100	°C
Storage temperature	Tstg	-40 to +100	°C
Reverse current (DC)	I _r max	0.2	mA
Forward current	I _f max	10	mA
Soldering conditions	-	Peak temperature: 260 °C (see P.4), JEDEC level 2a	-

Note: Exceeding the absolute maximum ratings even momentarily may cause a drop in product quality. Always be sure to use the product within the absolute maximum ratings.

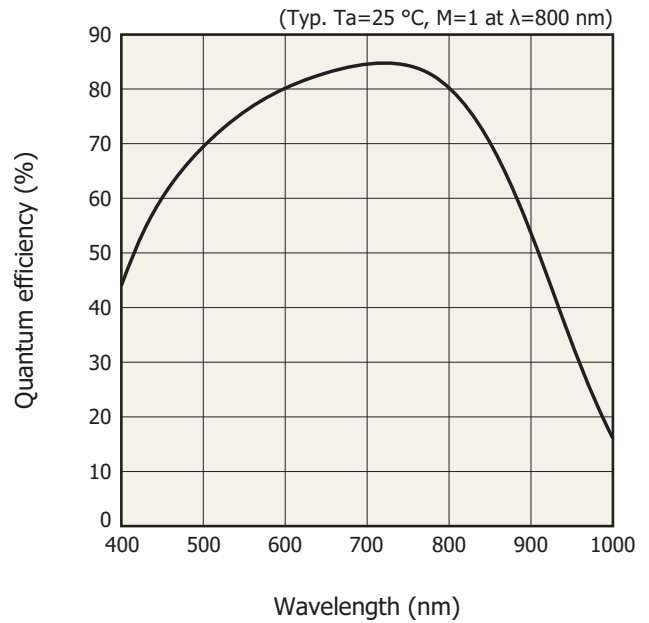
Electrical and optical characteristics (Ta=25 °C)

Parameter	Symbol	Condition	S14644-02			S14644-05			Unit
			Min.	Typ.	Max.	Min.	Typ.	Max.	
Spectral response range	λ		400 to 1000						nm
Peak sensitivity wavelength	λ_p		-	800	-	-	800	-	nm
Photosensitivity	S	$\lambda=800$ nm, M=1	-	0.52	-	-	0.52	-	A/W
Quantum efficiency	QE	$\lambda=800$ nm, M=1	-	80	-	-	80	-	%
Breakdown voltage	V _{BR}	I _D =100 μ A	140	160	180	140	160	180	V
Temperature coefficient of breakdown voltage	Δ T _{VBR}		-	0.63	-	-	0.63	-	V/°C
Dark current	I _D	M=100	-	30	300	-	50	500	pA
Temperature coefficient of dark current	Δ T _{ID}	M=100	-	1.1	-	-	1.1	-	times/°C
Cutoff frequency	f _c	M=100, R _L =50 Ω $\lambda=800$ nm, -3 dB	-	1.2	-	-	1	-	GHz
Terminal capacitance	C _t	M=100, f=1 MHz	-	0.6	-	-	1.6	-	pF
Excess noise figure	x	M=100, $\lambda=800$ nm	-	0.3	-	-	0.3	-	-
Gain	M	$\lambda=800$ nm	-	100	-	-	100	-	-

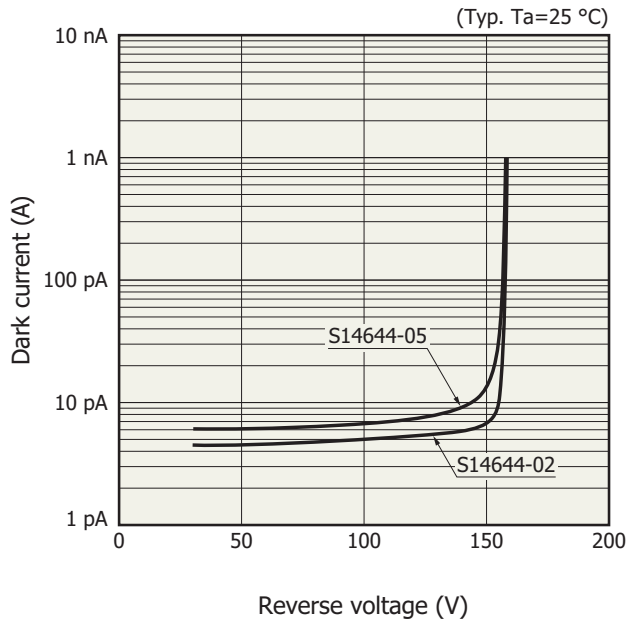
Spectral response



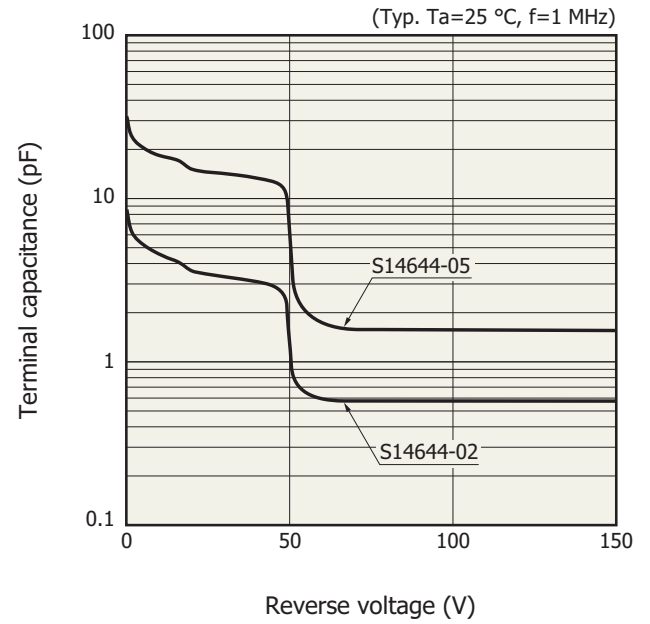
Quantum efficiency vs. wavelength



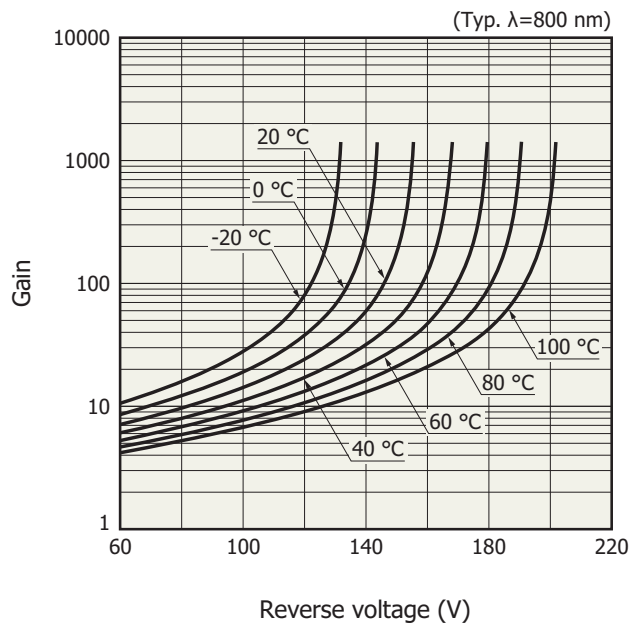
Dark current vs. reverse voltage



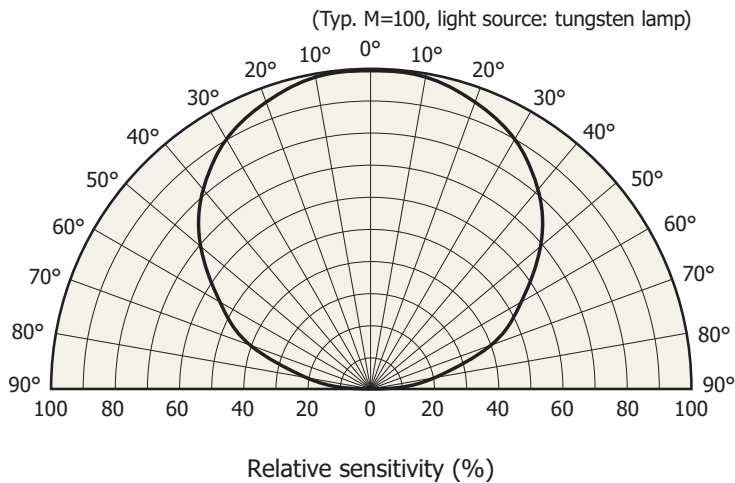
Terminal capacitance vs. reverse voltage



Gain vs. reverse voltage

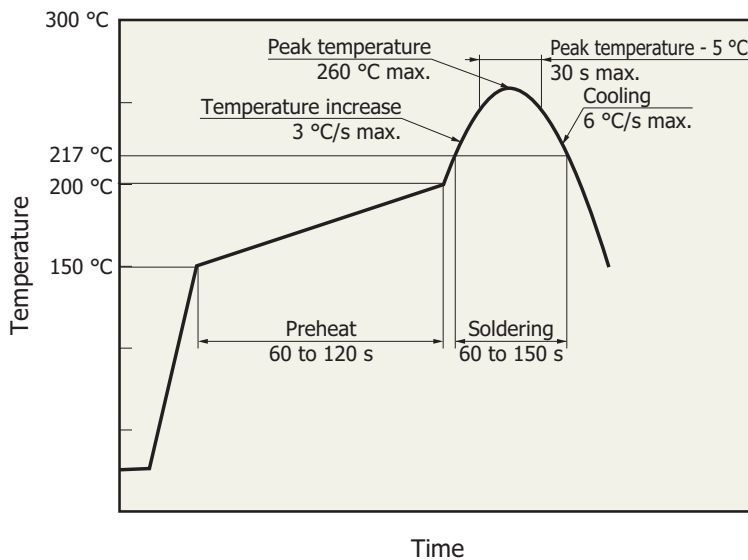


Directivity



KAPD0450EA

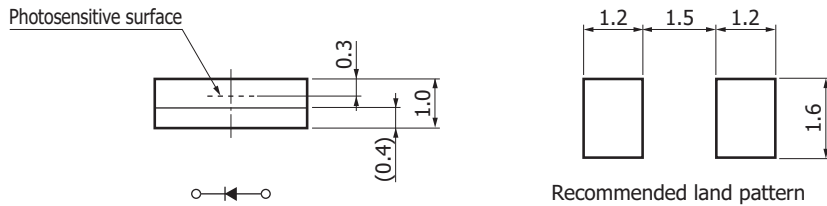
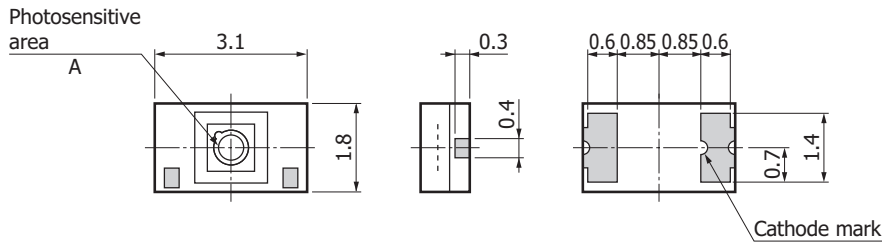
Recommended solder reflow conditions



KMPD0405EB

- After unpacking, keep it in an environment at 30 °C or less and a humidity of 60% or less, and perform soldering within 4 weeks.
- The effect that the product receives during reflow soldering varies depending on the circuit board and the reflow oven that are used.
- When you set reflow soldering conditions, check that problems do not occur in the product by testing out the conditions in advance.

Dimensional outline (unit: mm)

Tolerance unless otherwise noted: ± 0.2 Photosensitive area position accuracy:
 $X, Y \leq \pm 0.2$

Type no.	A
S14644-02	$\phi 0.2$
S14644-05	$\phi 0.5$

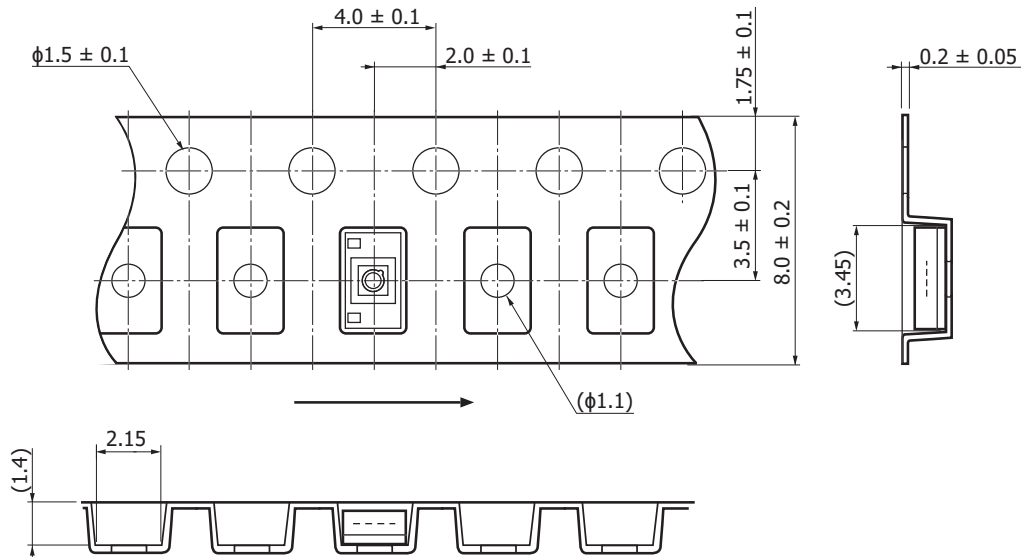
KAPDA0204EA

Standard packing specifications

- Reel (conforms to JEITA ET-7200)

Dimensions	Hub diameter	Tape width	Material	Electrostatic characteristics
180 mm	60 mm	8 mm	PS	Conductive

- Embossed tape (unit: mm, material: PS, conductive)



KPINC0023EA

- Packing quantity
1000 pcs/reel
- Packing type
Reel and desiccant in moisture-proof packaging (vacuum-sealed)

Related information

www.hamamatsu.com/sp/ssd/doc_en.html

■ Precautions

- Disclaimer
- Surface mount type products

Information described in this material is current as of January 2019.

Product specifications are subject to change without prior notice due to improvements or other reasons. This document has been carefully prepared and the information contained is believed to be accurate. In rare cases, however, there may be inaccuracies such as text errors. Before using these products, always contact us for the delivery specification sheet to check the latest specifications.

The product warranty is valid for one year after delivery and is limited to product repair or replacement for defects discovered and reported to us within that one year period. However, even if within the warranty period we accept absolutely no liability for any loss caused by natural disasters or improper product use. Copying or reprinting the contents described in this material in whole or in part is prohibited without our prior permission.

HAMAMATSU

www.hamamatsu.com

HAMAMATSU PHOTONICS K.K., Solid State Division

1126-1 Ichino-cho, Higashi-ku, Hamamatsu City, 435-8558 Japan, Telephone: (81)53-434-3311, Fax: (81)53-434-5184

U.S.A.: Hamamatsu Corporation: 360 Foothill Road, Bridgewater, N.J. 08807, U.S.A., Telephone: (1)908-231-0960, Fax: (1)908-231-1218, E-mail: usa@hamamatsu.com

Germany: Hamamatsu Photonics Deutschland GmbH: Arzbergerstr. 10, D-82211 Herrsching am Ammersee, Germany, Telephone: (49)8152-375-0, Fax: (49)8152-265-8, E-mail: info@hamamatsu.de

France: Hamamatsu Photonics France S.A.R.L.: 19, Rue du Saule Trapu, Parc du Moulin de Massy, 91882 Massy Cedex, France, Telephone: (33)1 69 53 71 00, Fax: (33)1 69 53 71 10, E-mail: infos@hamamatsu.fr

United Kingdom: Hamamatsu Photonics UK Limited: 2 Howard Court, 10 Tewin Road, Welwyn Garden City, Hertfordshire AL7 1BW, United Kingdom, Telephone: (44)1707-294888, Fax: (44)1707-325777, E-mail: info@hamamatsu.co.uk

North Europe: Hamamatsu Photonics Norden AB: Torshamnsgatan 35 16440 Kista, Sweden, Telephone: (46)8-509 031 00, Fax: (46)8-509 031 01, E-mail: info@hamamatsu.se

Italy: Hamamatsu Photonics Italia S.r.l.: Strada della Moia, 1 int. 6, 20020 Arese (Milano), Italy, Telephone: (39)02-93 58 17 33, Fax: (39)02-93 58 17 41, E-mail: info@hamamatsu.it

China: Hamamatsu Photonics (China) Co., Ltd.: B1201, Jiaming Center, No.27 Dongsanhuan Beilu, Chaoyang District, 100020 Beijing, P.R.China, Telephone: (86)10-6586-6006, Fax: (86)10-6586-2866, E-mail: hpc@hamamatsu.com.cn

Taiwan: Hamamatsu Photonics Taiwan Co., Ltd.: 8F-3, No. 158, Section2, Gongdao 5th Road, East District, Hsinchu, 300, Taiwan R.O.C. Telephone: (886)3-659-0080, Fax: (886)3-659-0081, E-mail: info@hamamatsu.com.tw