

S13955-01

S13956-01

S13957-01

## Back-illuminated photodiodes with CSP structure

A scintillator can be coupled directly on the chip by using a back-illuminated photodiode. It is designed with minimal dead space around the product. This makes it possible to arrange multiple products side by side.

### Features

- ➔ Spectral response range: 400 to 1100 nm
- ➔ Package size: 7.52 × 7.52 mm (S13955-01)  
3 × 3 mm (S13956-01)  
5 × 5 mm (S13957-01)
- ➔ Easy coupling with a scintillator  
Because there are no wires in the photosensitive area and the optical coupling efficiency with a scintillator can be maximized, it is suitable for non-destructive X-ray inspection equipment.

### Applications

- ➔ General industrial measurement
- ➔ X-ray test equipment

### Structure

Parameter	S13955-01	S13956-01	S13957-01	Unit
Package size	7.52 × 7.52	3 × 3	5 × 5	mm
Element size	7.37 × 7.37	2.8 × 2.8	4.86 × 4.86	mm
Photosensitive area	7.05 × 7.05	2.5 × 2.5	4.5 × 4.5	mm
Package	Glass epoxy			-

### Absolute maximum ratings

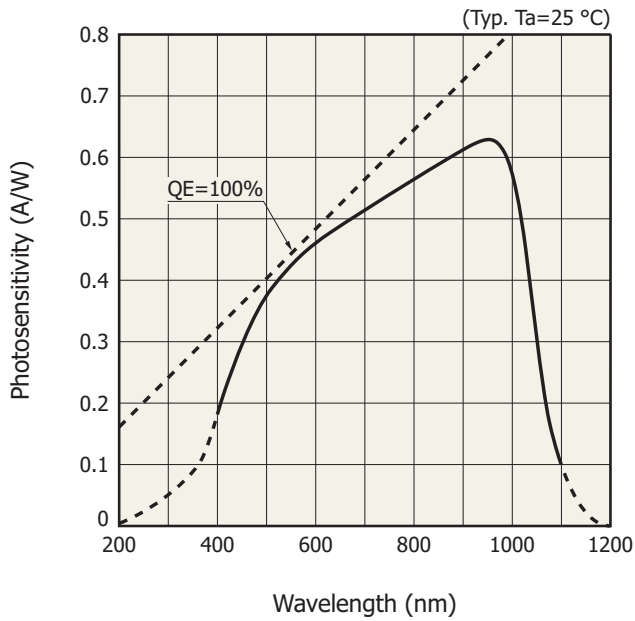
Parameter	Symbol	Condition	Value	Unit
Maximum reverse voltage	V <sub>R max</sub>	T <sub>a</sub> =25 °C	10	V
Operating temperature	T <sub>opr</sub>		-20 to +60	°C
Storage temperature	T <sub>stg</sub>		-20 to +80	°C
Reflow soldering conditions	T <sub>sol</sub>	JEDEC level 5a	Peak temperature: 260 °C (see P.4)	-

Note: Exceeding the absolute maximum ratings even momentarily may cause a drop in product quality. Always be sure to use the product within the absolute maximum ratings.

### Electrical and optical characteristics (T<sub>a</sub>=25 °C)

Parameter	Symbol	Condition	S13955-01			S13956-01			S13957-01			Unit
			Min.	Typ.	Max.	Min.	Typ.	Max.	Min.	Typ.	Max.	
Spectral response range	λ		400 to 1100			400 to 1100			400 to 1100			nm
Peak sensitivity wavelength	λ <sub>p</sub>		-	960	-	-	960	-	-	960	-	nm
Photosensitivity	S	λ=540 nm	0.38	0.42	-	0.38	0.42	-	0.38	0.42	-	A/W
		λ=920 nm	0.55	0.61	-	0.55	0.61	-	0.55	0.61	-	
Short circuit current	I <sub>sc</sub>	100 lx, 2856 K	36	46	-	4.5	5.5	-	18	22	-	μA
Dark current	I <sub>D</sub>	V <sub>R</sub> =10 mV	-	50	1000	-	10	300	-	40	1000	pA
Rise time	t <sub>r</sub>	V <sub>R</sub> =0 V, R <sub>L</sub> =1 kΩ λ=650 nm	-	15	-	-	15	-	-	15	-	μs
Terminal capacitance	C <sub>t</sub>	V <sub>R</sub> =0 V, f=10 kHz	300	500	700	40	60	90	-	230	350	pF

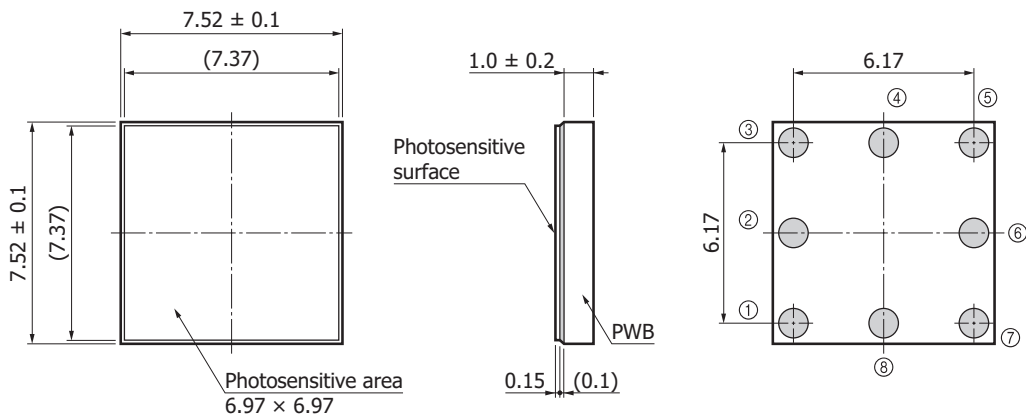
**Spectral response**



KSPDB0367EA

**Dimensional outlines (unit: mm)**

S13955-01



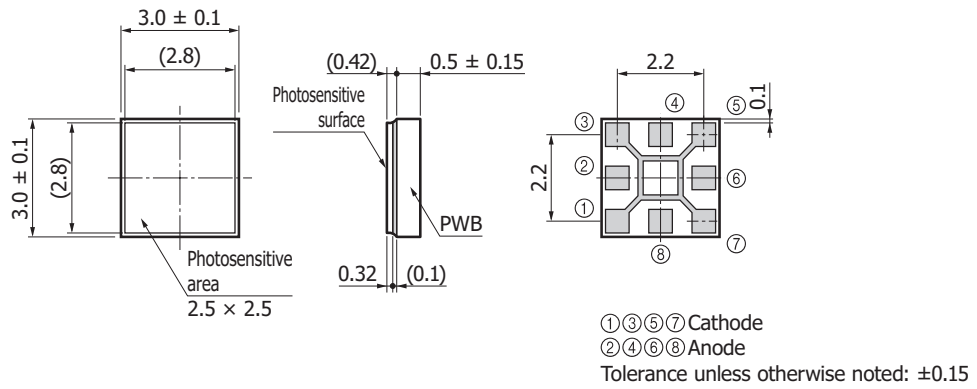
①③⑤⑦ Cathode

②④⑥⑧ Anode

Tolerance unless otherwise noted: ±0.1

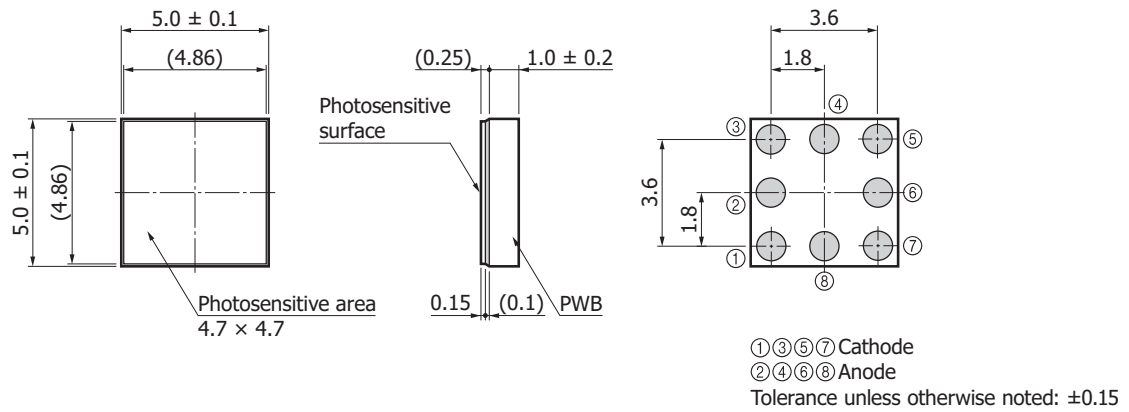
KSPDA0214EA

## S13956-01



KSPDA0215EA

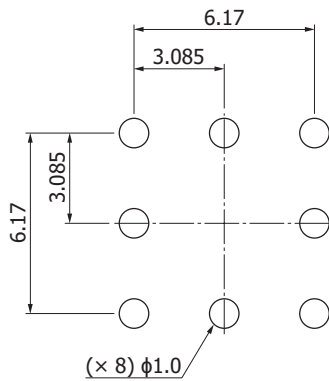
## S13957-01



KSPDA0216EA

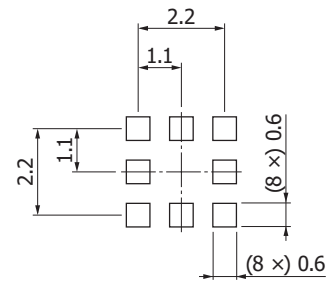
### Recommended land patterns (unit: mm)

S13955-01



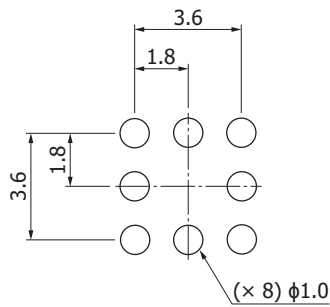
KSPDC0090EA

S13956-01



KSPDC0091EA

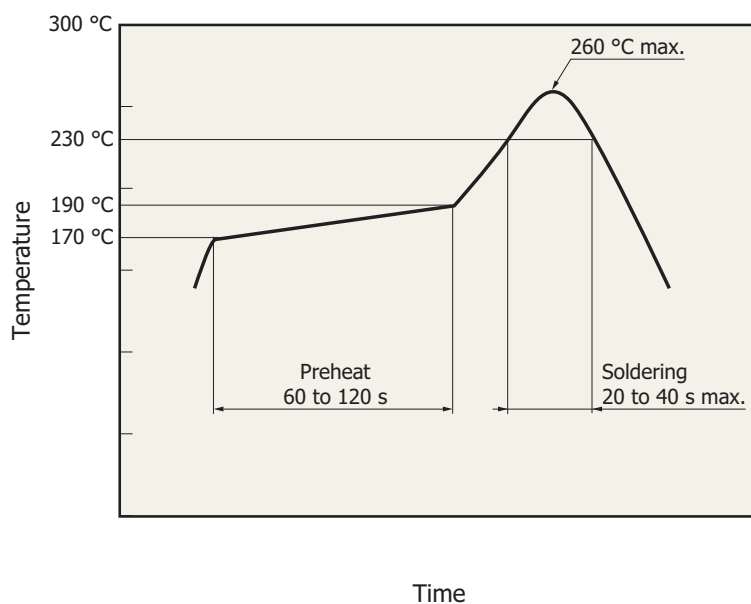
S13957-01



KSPDC0092EA

### Measured example of temperature profile with our hot-air reflow oven for product testing

This product supports lead-free soldering. After unpacking, store it in an environment at a temperature of 30 °C or less and a humidity of 60% or less, and perform soldering within 24 hours.



KPINB0385EB

## Related information

[www.hamamatsu.com/sp/ssd/doc\\_ja.html](http://www.hamamatsu.com/sp/ssd/doc_ja.html)

### ■ Precautions

- Disclaimer
- Unsealed product / Precautions

### ■ Technical information

- Si photodiode / Application circuit examples

Information described in this material is current as of April 2020.

Product specifications are subject to change without prior notice due to improvements or other reasons. This document has been carefully prepared and the information contained is believed to be accurate. In rare cases, however, there may be inaccuracies such as text errors. Before using these products, always contact us for the delivery specification sheet to check the latest specifications.

The product warranty is valid for one year after delivery and is limited to product repair or replacement for defects discovered and reported to us within that one year period. However, even if within the warranty period we accept absolutely no liability for any loss caused by natural disasters or improper product use. Copying or reprinting the contents described in this material in whole or in part is prohibited without our prior permission.

# HAMAMATSU

[www.hamamatsu.com](http://www.hamamatsu.com)

HAMAMATSU PHOTONICS K.K., Solid State Division

1126-1 Ichino-cho, Higashi-ku, Hamamatsu City, 435-8558 Japan, Telephone: (81)53-434-3311, Fax: (81)53-434-5184

U.S.A.: Hamamatsu Corporation: 360 Foothill Road, Bridgewater, N.J. 08807, U.S.A., Telephone: (1)908-231-0960, Fax: (1)908-231-1218, E-mail: [usa@hamamatsu.com](mailto:usa@hamamatsu.com)

Germany: Hamamatsu Photonics Deutschland GmbH: Arzbergerstr. 10, D-82211 Herrsching am Ammersee, Germany, Telephone: (49)8152-375-0, Fax: (49)8152-265-8, E-mail: [info@hamamatsu.de](mailto:info@hamamatsu.de)

France: Hamamatsu Photonics France S.A.R.L.: 19, Rue du Saule Trapu, Parc du Moulin de Massy, 91882 Massy Cedex, France, Telephone: (33)1 69 53 71 00, Fax: (33)1 69 53 71 10, E-mail: [infos@hamamatsu.fr](mailto:infos@hamamatsu.fr)

United Kingdom: Hamamatsu Photonics UK Limited: 2 Howard Court, 10 Tewin Road, Welwyn Garden City, Hertfordshire AL7 1BW, United Kingdom, Telephone: (44)1707-294888, Fax: (44)1707-325777, E-mail: [info@hamamatsu.co.uk](mailto:info@hamamatsu.co.uk)

North Europe: Hamamatsu Photonics Norden AB: Torshamnsgatan 35 16440 Kista, Sweden, Telephone: (46)8-509 031 00, Fax: (46)8-509 031 01, E-mail: [info@hamamatsu.se](mailto:info@hamamatsu.se)

Italy: Hamamatsu Photonics Italia S.r.l.: Strada della Moia, 1 int. 6, 20020 Arese (Milano), Italy, Telephone: (39)02-93 58 17 33, Fax: (39)02-93 58 17 41, E-mail: [info@hamamatsu.it](mailto:info@hamamatsu.it)

China: Hamamatsu Photonics (China) Co., Ltd.: B1201, Jiaming Center, No.27 Dongsanhuan Beilu, Chaoyang District, 100020 Beijing, P.R.China, Telephone: (86)10-6586-6006, Fax: (86)10-6586-2866, E-mail: [hpc@hamamatsu.com.cn](mailto:hpc@hamamatsu.com.cn)

Taiwan: Hamamatsu Photonics Taiwan Co., Ltd.: 8F-3, No. 158, Section2, Gongdao 5th Road, East District, Hsinchu, 300, Taiwan R.O.C. Telephone: (886)3-659-0080, Fax: (886)3-659-0081, E-mail: [info@hamamatsu.com.tw](mailto:info@hamamatsu.com.tw)